



RESEARCH ARTICLE

THE NEFARIOUS WORK OF GENETIC ENGINEERING “A SPECTRE IS HAUNTING THE WORLD – THE SPECTRE OF SCIENTIFICALLY ORGANIZED GENOCIDE TO IMPOSE THE HEGEMONY OF GEOPOLITICAL POWERS.”

Bruno Riccardi¹ and Sergio Resta²

¹Biologist freelancer, 56022 Castelfranco di Sotto (Pisa), Via dei Lazzeri, 33, Italy

²Surgeon, specialist, freelancer, 53043 Chiusi (SI), Via Montegrappa

ARTICLE INFO

Article History

Received 19th December, 2024

Received in revised form

17th January, 2025

Accepted 26th February, 2025

Published online 28th March, 2025

Keywords:

Gene editing, genome evolution, SARS-CoV-2 pandemic, origin and spread of Covid-19, effects of vaccinations.

*Corresponding author:

Deolinda Ângela Baca Ndala

ABSTRACT

I began this article by paraphrasing a historical quote, taken from the famous “Manifesto of the Communist Party” by Karl Marx - Friedrich Engels (1848), which reads as follows: “*A spectre is haunting Europe - the spectre of communism*”. I quoted it not because I have sympathies for this ideology like the authors of the manifesto, but because I am against any form of inequality and oppression, and I intend to draw attention to what is stated in the subtitle of this article, which is the thesis I want to demonstrate. In this examination, in fact, I intend to identify and report, based on the documentation presented, what was the true origin of the SARS-CoV-2 pandemic, and for what purposes it was orchestrated, and highlight the advantages that this new strategy for global hegemony, implemented by world power groups, has compared to traditional means of mass destruction. I also propose the need for a general awareness to emancipate ourselves from the uncivilized conditions that characterize our societies. What is published is not the result of the Author's conspiracy paranoia, but faithfully reports the documentation supporting his thesis, which can be verified by anyone.

Copyright©2025, Deolinda Ângela Baca Ndala. This is an open access article distributed under the Creative Commons Attribution License, which permits unrestricted use, distribution, and reproduction in any medium, provided the original work is properly cited.

Citation: Deolinda Ângela Baca Ndala. 2025. “The nefarious work of genetic engineering “a spectre is haunting the world – the spectre of scientifically organized genocide to impose the hegemony of geopolitical powers.””, *International Journal of Recent Advances in Multidisciplinary Research*, 12, (03), 10951-10956.

INTRODUCTION

In this article I support the thesis regarding the distorted use of genetic engineering as a tool adopted by the centers of geopolitical power, for absolute world domination. The dominant economic-political power has always based its hegemony on the use of force and weapons which have historically represented the privileged instrument for affirming predominance over peoples. All history up to the present day is marked by the clash of weapons, and wars are the instrument historically used to regulate the balance of power between States (1). Armaments and wars are represented in the current opinion as an instrument to maintain freedom and peace among peoples, a concept which is among the most sensational mystifications that the human mind can imagine (2). The fact is that in the modern world politics is conducted with weapons, that the world economy is a war economy, and that war has always demonstrated its nature and its mission of conquering peoples (3). Alongside traditional warfare with weapons, a more sophisticated transnational system of domination over peoples is emerging. This is biological and chemical warfare, which was born as a system of imperialist aggression and conquest of colonies; I recall the use of napalm, nerve gas, etc.

But thanks to the developments of molecular biology and virology, supported by the centers of world power, chimeras have been created, biological entities that do not exist in nature, with the aim of exterminating entire populations. biologists boast the ability to modify the genetic code, the technical name of this procedure is Gene Editing, an ability that has hit the headlines and has been presented as an epochal revolution (4). This technology was so disruptive that it was given an authoritative name to celebrate it: Genetic Engineering. Never has a denomination been more unfortunate than this, engineers usually build buildings that are intended to last over time. In the case of the genetic code, from a strictly biological point of view, it is a system of transmission of information that has a limited validity and duration, and moreover it is in continuous evolution. I introduce some preparatory information to understand the functioning of the genetic code, and the process of virus reproduction. Nothing is more changeable than the genetic code, and its variability is a fundamental requirement, and is the reason why it emerged and established itself through natural selection and is homeostatically dependent on the frequency of its reproduction. It is no coincidence that I speak of *variations in the genetic code* and not in the organisms that carry it, because what matters is the mechanism of information transmission,

which is the same for all organisms, regardless of who transmits it. Take the case of bacteria, they reproduce so rapidly that they adapt to changing environmental conditions within a few generations. Incidentally, one of the fundamental roles that the genetic code plays is the ability to adapt to environmental variations with small modifications of the gene sequence; I repeat once again, it is the code that changes, followed by the modifications induced in the organism that is its vector. These variations, called "mutations", serve to produce effectors, which are proteins, which must translate the information received into operational behaviors to act in the environment in which they originated. To understand how unfounded the idea is that engineered DNA variations, Gene Editing, lead to desired results, just consider how DNA works. We know that the genome is formed by a sequence of Nucleotides, schematically represented by letters, which form the primary structure. This structure carries a message, the genetic code, whose validity is not absolute, like the Holy Scriptures, but depends on how it is read and the meaning that the message carries in biological terms Fig.1

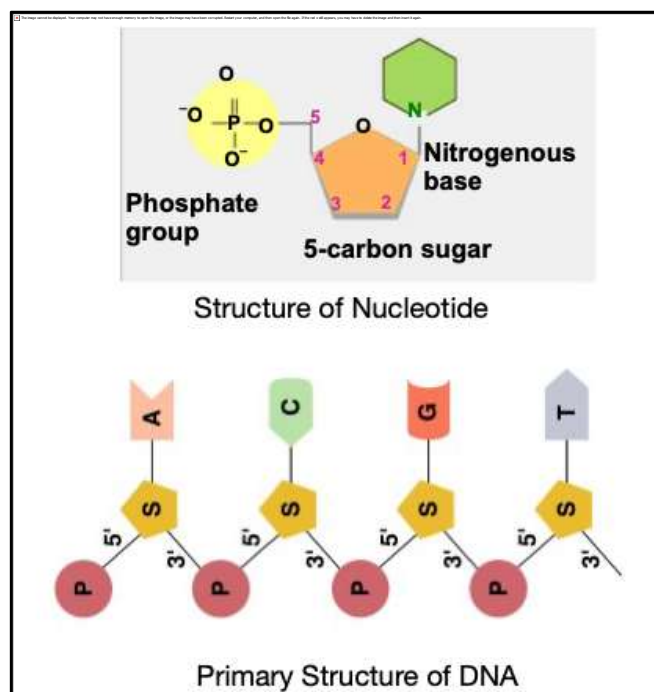


Figure 1. Elements basics of DNA

The same message read in one direction, say from left to right, has one meaning, read backwards the meaning changes and the resulting effector, the protein, changes. In reality during DNA duplication the code of the original strand, called the guide strand, is read in both directions at the same time. Likewise, the meaning of the message changes if there are breaks in the sequence of words or if an unknown symbol is introduced. To return to the original problem of DNA editing used to obtain a certain result, one understands with what amount of lightness, I would dare say pure recklessness, the so-called Bioengineers introduce modifications into the genetic code, and what potential damage they cause to offspring and future generations. Nature takes millions of years to select evolved organisms with genomes that adapt to environmental variations, wanting to introduce an exogenous chemical fragment into DNA to correct mutations is pure madness. As

happens for example with the use of vaccinations. We will never know, except over the course of several generations, what phenotypes will be obtained.

Viral pathogenesis: We briefly describe the pathogenesis of SARS-CoV-2, without going into the details of the molecular processes. We use some schematic figures to describe the process as a whole. The pathogenic mechanism described is similar, in a first approximation, to that of other viruses and we use it as a basic model, Fig.2.

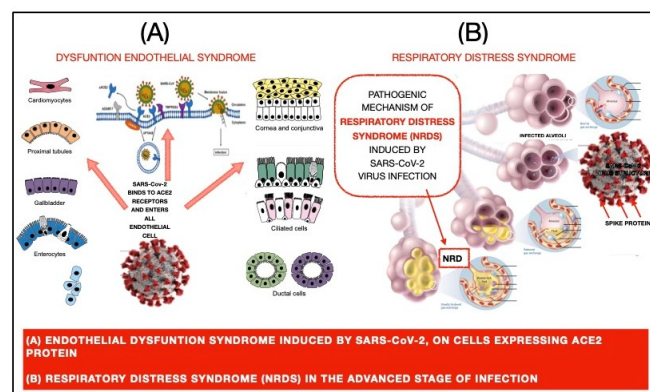


Figure 2. Endothelium Dysfunction in Covid-19 and Respiratory Distress Syndrome

In April 2020, the presence of viral elements in endothelial cells of 3 patients who had died of COVID-19 was reported for the first time. The researchers from the University of Zurich and Harvard Medical School considered these findings to be a sign of a general endothelitis in different organs, an inflammatory response of the endothelium to the infection that can lead or at least contribute to multi-organ failure in Covid-19 patients with comorbidities such as diabetes mellitus, hypertension and cardiovascular disease.

The SARS-CoV-2 virus is an RNA virus with reverse transcriptase, which, contrary to what is stated by the central dogma of biology, which foresees the DNA-mRNA-PROTEIN succession, proceeds in the opposite direction, the virus introduces its RNA into the cell, which takes over the host cell's DNA and directs the synthesis of new virions, which, when mature, break the cell and invade other tissues (5-8). The primary pathogenic event after SARS-Cov-2 infection occurs at the endothelial level in the wide range of tissues that contain the ACE2 receptor, and produces the so-called Endothelial Dysfunction Syndrome (EDS). Endothelial Syndrome) (endothelia are the cellular layers that line the internal surface of all hollow organs, Fig.2- A), with generalized damage at the vascular level (9-16).

This pathogenic mechanism has been dramatically enhanced by vaccination, capable of producing thrombotic events in the affected organs, and a whole series of related pathologies (17-28). There are currently hundreds of bacterial, viral and parasitic diseases in the world that are far more dangerous and lethal than SARS-CoV-2, for which no measures as restrictive as those for COVID-19 have been adopted. This is confirmed by an impressive report by the Global Preparedness Monitoring Board (29-31) from which we report Fig. 3, and the disastrous socio-economic consequences produced by COVID-19 (32-34). From these considerations we understand

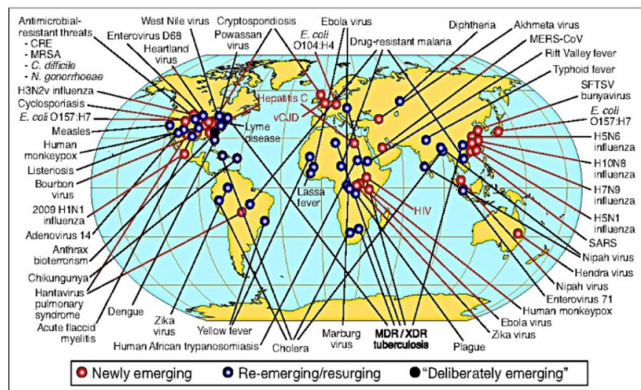


Figure 3. Infectious diseases present in the world

what level of reckless cynicism and criminality pushes virologists who knowingly create biological weapons to modify viruses to make them as lethal as possible. With editing technology it is possible and easy to control the desired lethality result of the modified viral strain, and the effects can be verified in a short time. Going back to what was said about the speed of reproduction of bacteria, in the case of viruses, which are much faster and have exponential growth compared to bacteria, laboratory control of the effects produced in infected guinea pigs is almost immediate. It is then clear why all governments, manipulated by the power centers of Big Pharma and the global Corporate Economic Centers, have an interest in investing in these instruments of mass destruction, to affirm and consolidate their own hegemony (35-40). In light of the results obtained, after four years of results and five vaccination campaigns worldwide, a picture emerges of criminal premeditation in the experimental production of the SARS-CoV-2 virus in the laboratory and of the exponential number of side effects and deaths that are emerging with ever greater frequency (41-43).

But the purpose of the spread of pandemics, in addition to the stratospheric profits that Big Pharma makes from vaccines, has the objective of building a New World Order, which involves the genocide of millions of human beings, to exercise absolute power over the surviving humanity. Viruses are well suited for this purpose, they are silent, invisible biological weapons that can easily spread through direct contact with the population. They also have a double advantage, on the one hand, of generating immense profits, derived from the vaccine business, to fight the pandemics that Big Pharma itself has caused, on the other, vaccines serve to control social behavior with the fear of contagion, and to slow down, with genocide, the population explosion.

Origin and spread of Covid-19: Wanting to assimilate the Covid-19 viral pandemic to an unexpected catastrophic and random event is childish and unrealistic, especially in light of the numerous evidences that have documented that the SARS-Cov2 virus was produced in a laboratory and was deliberately or accidentally spread first in China and then in the rest of the world, see bibliography reported in (44-50). The objective pursued was to provoke the extermination of part of the world's population with the pandemic, and at the same time lay the foundations for total control of politics, the world economy, and the social life of humanity, which survived the pandemic catastrophe. The strategy adopted to achieve this

objective was facilitated and justified by the emergency conditions that arose. We have all experienced social isolation first-hand, the impossibility of moving, to the point of being forced to get vaccinated in order to work. This project has been called the New World Order, the Great Reset, and represents the new order that would emerge after the pandemic catastrophe, for economic supremacy on the geopolitical level. Originally dreamed of by the great dynasties such as Rothschild, Rockefeller, Warburg, Bill Gates, but also by the Vatican, today it is destined to give way to the great superpowers, Russia, China, USA, Middle East, etc., each of which will seek to extend its dominance over the rest of the world. The New World Order project was presented at the 2021 World Economic Forum in Davos Switzerland, and was announced at a subsequent conference called **EVENT 201: Catastrophic Contagion**, held in Belgium on October 23, 2022, organized by Bill Gates along with a small number of famous people. The news appeared in The Modern Times, Figure 4, Website: https://www.centerforhealthsecurity.org/our-work/exercises/2022-catastrophic-contagion/index.html?fbclid=IwAR2Jg-MEBCdHDk_VyX-egcqQHU4jaEzV_-kyJ3UoP-viPU1L_YONZx3ZG4rMQ

“October 23, 2022–The Johns Hopkins Center for Health Security, in partnership with WHO and the Bill & Melinda Gates Foundation, hosted and conducted Catastrophic Contagion, a pandemic tabletop exercise in Brussels, Belgium. “ current and former Health Ministers and Senior Public Health Officials from Senegal, Rwanda, Nigeria, Angola, Liberia, Singapore, India, Germany, as well as, Bill Gates attended the exercise ”



Figure 4. From Newspaper The Modern Times

EVENT 201: Catastrophic Contagion is an event organized after the beginning of Covid-19. In this meeting was simulated a pandemic produced by pathogenic viruses, so described by The Modern Times: *“Catastrophic Contagion simulated a series of WHO emergency health advisory board meetings addressing a pandemic set in the near future of 2025. Called SEERS 2025 “Severe Epidemic Respiratory Syndrome from Enterovirus 2025”: The epidemic begins in “two Latin American countries”, then spreads rapidly. “Becoming a pandemic with a higher fatality rate than COVID-19 and disproportionately affecting children and young people people.” In the simulation, 1 Billion cases are reached world-wide, with 20 Million people dying, 15 Million of those being children. Those who are left alive would suffer from brain damage and paralysis.”* With this strategy people can be subjected to the most criminal power of repressive control and

tolerate every kind of economic-political dictatorship. This is the most advanced hegemonic system ever devised by the delirium of power of Techno-capitalism, which has preventively overcome all systems of control of criticism and dissent, because the mechanism of the procured pandemic is insidious, underground, invisible and powerfully lethal, and furthermore it can be cynically mystified and ethically justified as a "health emergency". But even before the spread of COVID-19, in 2012 the news spread, later widely confirmed, that an influenza virus had been produced, called H5N1, "HighlyTransmissible", the virus which was then renamed Avian Flu, is now widespread worldwide in all types of environments and is transmitted through food, poultry and eggs in particular. (51-53). Critically examined in its catastrophic effects, the procured pandemic is enormously more powerful and advantageous even compared to the feared nuclear wars, because it has the advantage of exterminating "ONLY" the civilian population, and leaves the infrastructures unharmed, which thus do not have to be rebuilt. But it has another advantage, namely that vaccines to prevent contagion can be modified to induce obedience and total habituation to any type of abuse and abuse of power, through microchips (54-56).

Genetic engineering and editing, are they real progress?: Could it be a coincidence that the people who dominate the world economy and the war industry lobbies are the same shareholders of microbiological and pharmaceutical research?. Having discovered that it is possible to insert pieces of DNA into the genetic code to obtain a new phenotype, and perhaps correct a genetic pathology, makes biologists feel like a sort of eternal father. But this is not the case, there is not always a direct correlation DNA - mRNA - PROTEIN as the central dogma of biology wants, Fig.5. Very often the apparent connection between these molecular events escapes our hands, because the intermediate mechanism of causality called Epigenetics always intervenes.

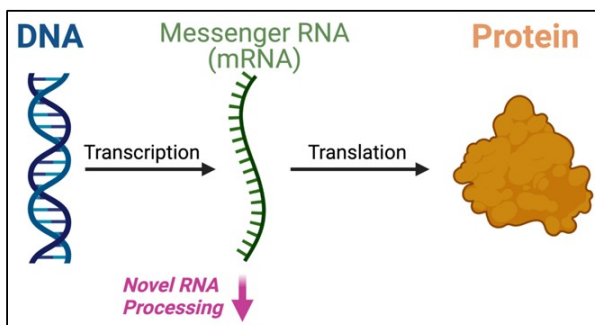


Figure 5. The central dogma of Biology

And furthermore, excessive specialization and scientific investigation at the level of molecular biology makes us lose sight of living beings in their uniqueness and complexity at the same time. Because each person is constituted, in addition to his or her unique unrepeatable genetic code, by a particular, unique, internal ecological system, by a unique Microbiota, a particular metabolic and enzymatic system and set, for which the modification induced by genetic engineering will not produce the expected effects. On the contrary, a scientific study method should be adopted that takes into account all the variables present in the phenomenon studied. It is called Holistic Approach, from the Greek ὅλος all, entire, total.

Because, as we have observed, the problem is not of a philological nature, as if DNA were a literary text to be deciphered, but consists of a set of genetic sequences that often, I would say always, we do not even know where to begin to read, and therefore we do not know what effects that particular modification produced with the exogenous insertion of nucleotides in the genetic code will produce in the future. These are, once again, events that will produce their results after millions of years of evolution.

In nature there are organisms of indecipherable form and behavior, many of which we have not yet discovered, that surprise us with their particular characteristics. This has its own logic, which is explained by the complex phenomenon of adaptation between living beings and their environment, which includes not only the direct relationship between a single living being and its habitat, but concerns all the organisms that are present in that particular environment, and between which there exists a reciprocal indissoluble intraspecific bond and with the entire ecosystem as a whole. In all this inscrutable plan, man has the crazy presumption of being able to modify the nature of things by adding or removing a few triplets from DNA. The catastrophic effect of this reckless behavior is leading us towards climate change and the irreversible alteration of our health, which will lead to the extinction of the human species. We must at least hope that after the tabula rasa produced by "HUMAN INGENUITY", nature can resume its unstoppable path, but in the right direction this time. The supporters of the so-called progress, imposed at all costs, may object and ask how else it is possible to control genetic diseases, which today make use of Editing?. Fortunately, these natural events have a rare incidence, due to spontaneous mutations of the genetic code, another thing is the real explosion of malformations that we observe nowadays, induced by environmental and food pollution, to which we must add the malformations and postnatal pathologies induced by drugs and the deaths caused by vaccines.

This means that the prevention of genetic diseases is possible, avoiding all the causes of pollution and vaccination therapies imposed, by force and promoted with lies, by the health authorities. But how can we avert an apocalypse of this magnitude? The post-humanism that awaits us on the horizon? What weapons of defense can we introduce, given the omnipotence of the destructive system we must face?. The only possible solution consists in a generalized awareness at all levels, and in all social spheres, which builds the foundations of a new resurgence based on generalized conscientious objection, global disarmament, the repudiation of all instruments of oppression and destruction and promotes civil disobedience and direct, and not delegated, participation in the construction of a new humanity.

Because in the end all of today's civilization was built and exists because all of the social, productive, cultural, civil, etc. wealth was produced by us, the people of manual and intellectual workers, and not by the Techno-capitalists or politicians, who manipulate us and whom we submit to with our passive unconsciousness, without putting up resistance. If we organize ourselves in a unified way, we will be able to build only the useful things that we really need, and not the consumer goods that are imposed on us by an economy based

on profit, we will be able to feed ourselves naturally and not with junk food. And with the resources allocated to armaments we could build eco-sustainable cities, a health system aimed at promoting public well-being and not private interests, and then start again on a civil basis.

Finally, as regards suggestions for avoiding future pandemics or other degenerative, cardiovascular, metabolic, tumoral pathologies, what I feel like saying as a biologist is to focus on prevention based on a healthy diet, as much as possible, on physical activity and on strengthening the immune defenses. For respiratory infectious diseases, such as Covid-19 or Avian Flu, in addition to refusing to get vaccinated, you can adopt many traditional therapies that are effective, and also economical. In the cases of respiratory distress, which we have described, in addition to anticoagulant and cortisone therapy, the use of pulmonary surfactants has proven useful to restore alveolar function (57).

CONCLUSION

I would like to conclude this long critical examination and denunciation of the impending dangers that are putting the survival of our species and our planet to the test, with a message, which in reality wants to be an exhortation, an invitation to all men of good will, to the young people who represent our future, not to let themselves be ensnared by propaganda subservient to power, by a surrogate life of plastic and by inconsistent values. Let us reclaim our lives, let us emancipate ourselves from the state of subordination that oppresses our minds, let us seek in solidarity and with solidarity and community of intent to build a world of free and equal people. Let's at least try, because our future and that of our children are at stake.

REFERENCES

- IEP Institute for Economics & Peace, Measuring in a complex world, Global Peace Index 2024
- Mark Akkerman & Chloé Maulewaeter ; From war lobby to war economy, How the arms Industry Shapes European Policies, ENAAT European Network Against Arms Trade
- Jordi Calvo Rufanges ; No business without enemies , War and the arms trade, state of power 2021, Transnational Institute
- James Watson et al ; Molecular Biology of the Gene, Editor Pearson Seventh Impression, 2020
- Olovnikov I, Aravin AA, Fejes Toth K. Small RNA in the nucleus: the RNA-chromatin ping-pong. *Curr Opin Genet Dev.* 2012;22(2):164-171. doi:10.1016/j.gde.2012.01.002
<https://www.ncbi.nlm.nih.gov/pmc/articles/PMC3345048>
- Xiao M, Li J, Li W, Wang Y, Wu F, Xi Y, Zhang L, Ding C, Luo H, Li Y, Peng L, Zhao L, Peng S, Xiao Y, Dong S, Cao J, Yu W. MicroRNAs activate gene transcription epigenetically as an enhancer trigger. *RNA Biol.* 2017 Oct 3;14(10):1326-1334. doi : 10.1080/15476286.2015.1112487. Epub 2016 Feb 6.
<https://www.ncbi.nlm.nih.gov/pmc/articles/PMC5711461/>
- Nelson C Lau* and Eric C Lai†; Diverse roles for RNA in gene regulation, *Genome Biology* 2005, 6:315
- Fernando P. Polack et al; Safety and Efficacy of the BNT162b2 mRNA Covid-19 Vaccine, *n engl j med* 383;27 nejm.org December 31, 2020
- Olivia Willis ; Do vaccines prevent disease or infection? And how long does immunity last? Your COVID-19 vaccine questions answered.
- Posted Mon Monday 23 Nov November 2020 at 9:20pm, updated Mon Monday 23 Nov November 2020 at 10:09pm ABC Health & Wellbeing
- Dimitrios Giannis et al; Coagulation disorders in coronavirus infected patients : COVID-19, SARS-CoV- 1, MERS-CoV and lessons from the past , *Journal of Clinical Virology* 127 (2020) 104362
- Mina K. Chung et al; COVID-19 and Cardiovascular Disease ,*Circulation Research* .2021;128:1214 –1236.
- Jean M. Connors 1 and Jerrold H. Levy ; COVID-19 and its implications for thrombosis and anticoagulation ,*The American Society of Hematology blood* ® 4 JUNE 2020 | VOLUME 135, NUMBER 23
- F. Jung et al; COVID-19 and the endothelium , *Clinical Hemorheology and Microcirculation* 75 (2020) 7–11
- Alice Huertas, et al; Endothelial cell dysfunction : a major player in SARS-CoV-2 infection (COVID-19)? *European Respiratory Journal* 2020
- Zsuzsanna Varga et al; Endothelial cell infection and endotheliitis in COVID-19 www.thelancet.com Vol 395 May 2, 2020
- Paul C. Evans et al; Endothelial dysfunction in COVID-19: a position paper of the ESC Working Group for Atherosclerosis and Vascular Biology , and the ESC Council of Basic Cardiovascular Science ,*European Society of Cardiology* 2020
- Yuyang Lei et al; SARS-CoV-2 Spike Protein Impairs Endothelial Function via Downregulation of ACE 2, *Circulation Research* .2021;128:1323 –1326. April 30, 2021
- Akiko Iwasaki and YexinYang ; The potential danger of suboptimal antibody responses in COVID- 19, *nature Reviews | Immunology* volume 20 | June 2020
- LR Baden, HM El Sahly et al; Efficacy and Safety of the mRNA-1273 SARS-CoV-2 Vaccine, *N Engl J Med* 2021;384:403-16.
- SA MEO et al ; COVID-19 vaccines: comparison of biological, pharmacological characteristics and adverse effects of Pfizer/BioNTech and Moderna Vaccines, *European Review for Medical and Pharmacological Sciences* 2021; 25: 1663-1669
- Robert D . Kirkcaldy, et al ; COVID-19 and Postinfection Immunity Limited Evidence, Many Remaining Questions, *JAMA* June 9, 2020 Volume 323, Number 22
- American Medical Association; Acute Allergic Reactions to mRNA COVID-19 Vaccines, *JAMA* Published online March 8, 2021
- Vaccines and Related Biological Products Advisory Committee (VRBPAC) ; COVID-19 Vaccine Safety Updates Vaccines , June 10, 2021
- SA MEO et al ; COVID-19 vaccines: comparison of biological, pharmacological characteristics and adverse effects of Pfizer/BioNTech and Moderna Vaccines, *European Review for Medical and Pharmacological Sciences* 2021; 25: 1663-1669

- Steven R Gundry ; Abstract 10712: Mrna COVID Vaccines Dramatically Increase Endothelial Inflammatory Markers and ACS Risk as Measured by the PULS Cardiac Test: a Warning, Nov 2021 Circulation. 2021;144: A10712
- Liu et al; Comprehensive investigations revealed consistent pathophysiological alterations after vaccination with COVID-19 vaccines, Cell Discovery (2021) 7:99
- Adeel A. Butt et al; Evaluation of mortality attributable to SARSCoV-2 vaccine administration using national level data from Qatar, Nature Communications | (2023)1 4:24
- Fei Chen et al; The Impact of COVID-19 and Vaccine on the Human Nervous System, Neuroendocrinology March 22, 2022
- Stephanie Seneff ¹ and Greg Nigh; Worse Than the Disease? Reviewing Some Possible Unintended Consequences of the mRNA Vaccines Against COVID-19, *International Journal of Vaccine Theory, Practice, and Research* 2 (1), May 10, 2021
- Global Preparedness Monitoring Board. A world at risk: annual report on global preparedness for health emergencies. Geneva: World Health Organization; 2019. License : CC BY-NC-SA 3.0 IGO.
- A WORLD AT RISK Annual report Global Preparedness Monitoring Board – 2020.
- Power, Profits and the Pandemic ; Oxfam GB, Oxfam House, John Smith Drive, Cowley, Oxford, OX4 2JY, UK.
- Covid vaccines create 9 new billionaires with combined wealth greater than cost of vaccinating world's poorest countries, Oxfam International; Power, Profits and the Pandemic, 20th ^{May} 2021 -<https://www.oxfam.org/en>
- ESPAS , European Strategy and Policy Analysis System; Global trends to 2030: will the EU be able to face future challenges ? European Union, 2017
- Nishant Yonzan et al ; Available data and estimates of the impact of the COVID-19 pandemic on global poverty, <https://blogs.worldbank.org/>
- European Commission; Generation of a coronavirus-based multigene AIDS vaccine and evaluation in a preclinical SIV model , 31 May 2009 .<https://cordis.europa.eu/article/id/90846-new-approach-to-vaccine-for-aids>
- Geert Vanden Bossche, DVM, PhD (March 6, 2021) – <https://www.linkedin.com/in/geertvandenbossche/>
- Li-Meng Yan et al; Unusual Features of the SARS-CoV-2 Genome Suggesting Sophisticated Laboratory Modification Rather Than Natural Evolution and Delineation of Its Probable Synthetic Route,
- Paul Barnard et al; The origin of the virus, edit . Clear sept . letters 2021- Italian Book
- Abdel H. Labidi; THE anti SARS-Cov-2 VACCINES and THE QUESTIONS THEY RAISE, ResearchGate, March 2021
- Jean Claude Perez, Luc Montagnier; COVID-19, SARS AND BATS CORONAVIRUSES GENOMES PECULIAR HOMOLOGOUS RNA SEQUENCES , International Journal of Research -GRANTHAALAYAH ISSN (Print): 2394-3629 July 2020, Vol 8(07), 217 – 263
- Andrew T. Pavia; Laboratory creation of a highly transmissible H5N1 influenza virus: balancing substantial risks and real benefits, Ann Intern Med . 2012 Mar 20;156(6):463-5.
- Dr. Shayan Sharif, COMMENTARY: A Pandemic Worse Than COVID-19 Could Be Lurking in Ours Midst , TORONTO STAR March 18, 2025
- Laboratory-created A(H5N1) viruses transmissible between ferrets , European Centre for Disease Prevention and Control, Stockholm , 2012, Enquiries concerning this document should be directed to the ECDC Chief Scientist Johan Giesecke , johan.giesecke@ecdc.europa.eu
- NEW YORK, Updated Oct. 17, 2019 – The Johns Hopkins Center for Health Security, with the World Economic Forum and the Bill & Melinda Gates Foundation, will host **Event 201** , a multimedia global pandemic exercise on Friday, Oct. 18, 2019, in New York City.
- Bruno Riccardi, Sergio Resta; The Covid Virus Infection a Critical Review of the Whole Affair: Personal Opinion , International Journal of Clinical Skills (2021) 15(7), 491-501
- Bruno Riccardi, Sergio Resta; A Critical Review of the SARS-CoV-2 Pandemic and Its Social and Health Effects, International Journal of Clinical Skills (2021) 15(9), 539-546
- Brussels 23 October 2022: Bill Gates inaugurates the simulation “catastrophic contagion”-nogeoeengineering: <https://www.nogeoeengineering.com>
- Website: https://www.centerforhealthsecurity.org/our-work/exercises/2022-catastrophic-contagion/index.html?fbclid=IwAR2Jg-MEBCdHDkVyX-egcqQHU4jaEzV_-kyJ3UoP-viPU1LYONZx3ZG4rMQ
- Klaus Schwab , Thierry Malleret ; COVID-19 The Great Reset. Forum Publishing 2020
- Robert Kennedy Jr: Bill Gates' "NEW WORLD" , Written by VOX ITALIA Editorial Staff ECDC Chief Scientist Johan Giesecke , johan.giesecke@ecdc.europa.eu
- Andrew T Pavia ; Laboratory creation of a highly transmissible H5N1 influenza virus: balancing substantial risks and real benefits, Ann Intern Med . 2012 Mar 20;156(6):463-5.
- Shayan Sharif and Evan Fraser; COMMENTARY: A Pandemic Worse Than COVID-19 Could Be Lurking in Ours Midst , Toronto Star March 18, 2025
- European Centre for Disease Prevention and Control, Laboratory-created A(H5N1) viruses transmissible between ferrets , Stockholm 29 February 2012
- Copy of the microchip patent: <https://patents.google.com/patent/WO2020060606A1/en>
- Don Antonio Cecchini ; Global electronic control , Website The Way of Life 23-01-2022 (<https://www.laviadellavita.it/>)
- Marcello Pamio ; Industrial Revolution 4.0 Microchips for everyone! Industrial Revolution 4.0 Microchips for everyone ! , Effervescence , May 2019- <https://www.labiola.it/effervescienza>
- Bruno Riccardi, et al (2020) Role of the Lung Surfactant in the Treatment of Sars-Cov-2 Infection . Journal of Biotechnology & Bioinformatics Research . SRC/JBBR-123.
